




*Ministero delle Infrastrutture
e dei Trasporti*

DIPARTIMENTO DEI TRASPORTI TERRESTRI E PER I SISTEMI
INFORMATIVI E STATISTICI



Imposta di bollo
assolta mediante
versamento in c/c
postale ai sensi
dell'art. 7 della
legge 18/10/78,
n. 625.

COMMUNICATION

concerning: APPROVAL GRANTED
APPROVAL EXTENDED
APPROVAL REFUSED
APPROVAL WITHDRAWN
PRODUCTION DEFINITELY DISCONTINUED


of a type of CNG equipment pursuant to Regulation No. 110


Approval No: **E₃ 110R-003012**

Extension No: --

1. CNG equipment considered:
Container(s) or cylinder(s)
Pressure indicator
Pressure relief valve
Automatic valve
Excess flow valve
Gas-tight housing
Pressure regulator
Check valve
Pressure relief device
Manual valve

~~Flexible fuel lines~~
~~Filling unit or receptacle~~
~~Gas/air mixer (injector(s))~~
~~Gas flow adjuster~~
~~Gas/air mixer (carburettor)~~
~~Electronic control unit~~
~~Pressure and temperature sensor(s)~~
~~CNG filter(s)~~

2. Trade name or mark **TUBO 028**
3. Manufacturer's name and address **EMER S.r.l.
via Roma 104/A
25060 Collebeato (BS)**
4. If applicable, name and address of manufacturer's representative n.a.
5. Submitted for approval on **24/05/2002**
6. Technical service responsible for conducting approval tests **C.P.A. BRESCIA**
7. Date of report issued by that service **24/07/2002**
8. N° of report issued by that service **11595/V**
9. Approval granted/refused/extended/withdrawn
10. Reason(s) of extension (if applicable)
11. Place **BRESCIA**
12. Date **24/07/2002**
13. Signature 
14. The documents filed with the application or extension of approval can be obtained upon request



Annex 2B - Addendum

1.	Additional information concerning the type approval of a type of CNG components pursuant to Regulation No 110	
1.1.	Container(s) or cylinder(s)	no
1.1.1.	Dimensions:	
1.1.2.	Material:	
1.2.	Pressure indicator	no
1.2.1.	Working pressure(s):	
1.2.2.	Material:	
1.3.	Pressure relief valve (discharge valve)	no
1.3.1.	Working pressure(s):	
1.3.2.	Material:	
1.4.	Automatic valve(s)	no
1.4.1.	Working pressure(s):	
1.4.2.	Material:	
1.5.	Excess flow valve	no
1.5.1.	Working pressure(s):	
1.5.2.	Material:	
1.6.	Gas tight housing	no
1.6.1.	Working pressure(s):	
1.6.2.	Material:	
1.7.	Pressure regulator (s)	no
1.7.1.	Working pressure(s):	
1.7.2.	Material:	
1.8.	Check valve(s) or non-return valve(s)	no
1.8.1.	Working pressure(s):	
1.8.2.	Material:	
1.9.	Pressure relief device (temperature triggered)	no
1.9.1.	Working pressure(s):	
1.9.2.	Material:	
1.10.	Manual valve	no
1.10.1.	Working pressure(s):	
1.10.2.	Material:	
1.11.	Flexible fuel lines	yes
1.11.1.	Working pressure(s):	26 MPa
1.11.2.	Material:	see drawings

1.12.	Filling unit or receptacle	no
1.12.1.	Working pressure(s):	
1.12.2.	Material:	
1.13.	Gas air mixer (injector(s))	no
1.13.1.	Working pressure(s):	
1.13.2.	Material:	
1.14.	Gas flow adjuster	no
1.14.1.	Working pressure(s):	
1.14.2.	Material:	
1.15.	Gas air mixer (carburettor)	no
1.15.1.	Working pressure(s):	
1.15.2.	Material:	
1.16.	Electronic control unit (CNG-fuelling)	no
1.16.1.	Basic software principles:	
1.17.	Pressure and temperature sensor(s)	no
1.17.1.	Working pressure(s):	
1.17.2.	Material:	
1.18.	CNG filter(s)	no
1.18.1.	Working pressure(s):	
1.18.2.	Material:	